



Harps North West  
Charity number 1093441

## Bite size Composition

### THEME - Performance Directions

**Dynamics** are often over looked but are a very important element of music, they can set the scene, create character, build drama, provide contrast, shape phrases and essentially shape a piece of music.

P = Piano = quiet

PP = Pianissimo = very quiet

MP = Mezzo Piano = medium quiet

MF = Mezzo Forte = medium loud

F = Forte = loud

FF = Fortissimo = Very loud

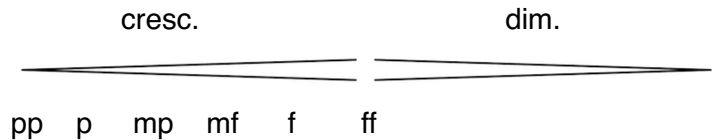
Cresc = Crescendo = getting louder

Dim = Diminuendo = getting quieter

Sfz = sforzando = forced/accented

Smz = smorzando = dying away

Fp = sudden change from loud to quiet, pf = sudden change from quiet to loud.



**Tempo** - the main aim is to communicate how you would like your music to be played so writing clear instructions in English will do the job just fine, but here are some terms that you might see and want to use. They imply a speed and also often a character/style.

*Grave* = very slow

*Lento* = quiet slow

*Largo* = slow

*Adagio* = quiet slow, literally "at ease"

*Andante* = medium pace, walking pace, literally "going"

*Moderato* = a moderate speed

*Allegretto* = slightly slower than allegro

*Allegro* = brisk, literally "happy"

*Vivace* = lively

*Presto* = fast

*Prestissimo* = very fast

*Accelerando* (Accel.) = getting faster

*Piu mosso* = getting faster, literally more moved.

*Rallentando* = getting slower

*Ritenuto* = suddenly slower

### Character

*Dolce* = sweetly

*Animato* = animated, lively


*Agitato* = agitated


*Scherzando* = playful


*Cantabile* = in a singing style.

*Appassionato* = passionately.

For a precise tempo marking you can use **metronome** markings which indicate a number of beats per minutes, e.g.

 = 60

 = 100

 = 50